

Parent lesson plans for Confirmation in restored order.

Follow the numbers.

2 The Holy Spirit gives us gifts



The Holy Spirit

Gifts!
Love!
God's Life!

What happens at Confirmation?

- The Holy Spirit is the Third Person of the Blessed Trinity
- We receive the Holy Spirit at Baptism
- The Holy Spirit makes us strong!
- We receive many gifts from the Holy Spirit!
- The Holy Spirit unites us and makes us one in Jesus
- The Holy Spirit is confirmed in us at Confirmation

God chooses YOU!

1 As your child prepares for Confirmation, even at this young age, we want him or her to be very aware of the presence and power of the Holy Spirit.

2 Your own experience of the Spirit in your life is the best teaching aid we have! Please share about this with your child here. Some times for you may have been:

- in a life crisis
- when you were asked to help someone and did not know where the power came from
- when you need to pray, the Spirit gives you the words
- here in these lessons as you help your child grow in faith

Session 2: Confirmation in Restored Order-Child Text

Growing Up Catholic



Prayer Celebration: A Prayer to Open Our Hearts to the Holy Spirit

Begin with the Sign of the Cross. Ever yone say it aloud together.
In the name of the Father, and of the Son, and of the Holy Spirit. Amen.

Leader: We thank you, Jesus, for giving us your Holy Spirit.

Parents & Children: Come to us, Oh Holy Spirit.

Leader: Thank you for giving us love and making us one family in Jesus. Thank you for strengthening us with grace.

Parents & Children: We are ready to be confirmed and to receive your grace, Oh Jesus!

Leader: And now we thank you, Jesus, because we here in this room are all members of your Church. With these people, we will prepare for the wonderful Sacrament of Confirmation. You have called us by name to this important time of our lives.

Reader: Please listen now to God's Word from the Bible: (Acts 2:1-4)

A reading from the Acts of the Apostles
... This is the Word of the Lord
All: Thanks be to God!

Listen to the Leader.

Each child will stand in their room, write on one way he or she will show the spirit to live more fully within him or her.

All: (pause after each line)

Holy Spirit, we accept your invitation
to grow closer to you in love
and to learn about this Sacrament.
Please bless us and be with us. Amen.




3 Pray this with your child, helping them find their way through it as the leader guides you.

When the time comes, help them write the items on the slips of paper as called for by the prayer leader.

4 At the conclusion of the prayer, the leader will invite the children to circle any word or picture which caught his or her eye or ear. Help your child to do this and share your own ideas with your child.

Session 2: Confirmation in Restored Order Child Text Growing Up Catholic




Meeting Jesus in the Bible
At baptism we become friends with Jesus who is our friend first. He chooses us because he loves us very much.

Jesus Promises to send the Spirit to us

Jesus told everyone that if they loved him, they would obey him. Then he said that he would ask his Father in heaven to send the Holy Spirit to us to be with us forever. The Holy Spirit helps us understand what is true but most people can't see the Spirit because you have to have faith to see God's Spirit.

(Based on John 14:15-17)



...and the Holy Spirit gives us gifts.

I would like you to be aware that the Holy Spirit living within you is what makes your faith strong! There is only one Spirit and one Church and one Jesus but we each receive different gifts! Some are given the gift of wisdom. Someone else receives knowledge. Another receives the ability to heal and another special powers and another the ability to understand.

(Based on 1 Corinthians 12:1-11)

©PastoralPlanning.com 2008. All rights Reserved. 3

1 Begin by showing your child a **Bible**. Open it to show them these passages (there are two).

2 Tell them that we are going to read this story in words that we understand better.

3 Then close the Bible and ask them to read this passage aloud. Help them when needed.

4 Show them the **picture** and ask your child to retell this in his or her own words. Help them where needed.

Session 2: Confirmation in Restored Order Child Text Growing Up Catholic

The Gifts of the Holy Spirit!

For each gift on the list below, draw a line to what it means.


The gifts of the Holy Spirit	What the gifts mean
Wisdom	When we see all that God has done and are simply amazed by it!
Understanding	When we learn about God and all that God does.
Counsel (Prudence)	When we are wise enough to follow God's rules of love.
Courage (Fortitude)	When we understand what God is teaching us through the Bible and the Church.
Knowledge	When we are brave and strong in our faith, no matter what!
Prayerfulness (Piety)	When we make good decisions about what God wants in our lives.
Awe (Fear of the Lord)	When we keep our hearts ready to pray at any time and we want to be with Jesus.

©PastoralPlanning.com 2008. All rights Reserved. 4

5 The best way to teach your child about the "gifts of the Spirit" is to share with him or her **how you experience each of them** in your own life. This exercise gives you the chance to do that. We have connected one of the lines, but as you do the rest, share about each gift and ask your child for examples from his or her life as well.

6 Here is the key:

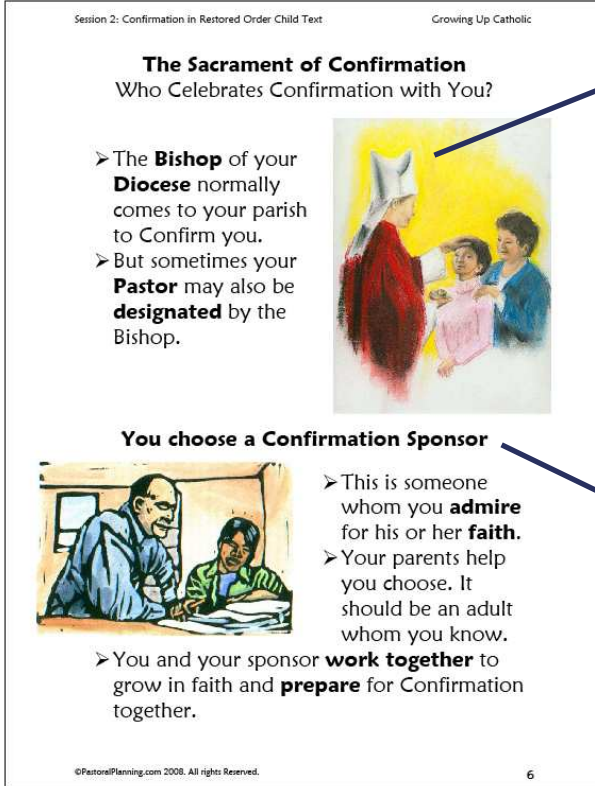
- 1 = 3
- 2 = 4
- 3 = 6 (provided)
- 4 = 5
- 5 = 2
- 6 = 7
- 7 = 1



1 Time for a break! Help your child **enjoy** coloring this image of the disciples receiving the Spirit.

Coloring time is a good time to be close to your child without necessarily talking about faith.


Don't be afraid to **put your arm around your child** during this time. Affirm your child often during this lesson!



2 As in every lesson during this preparation period, we are introducing your child to the elements and signs of the Rite of Confirmation. Here we discuss the role of the **Bishop**, who normally confers this sacrament. Your catechist will help you know the name of the bishop and the dates of the celebration.

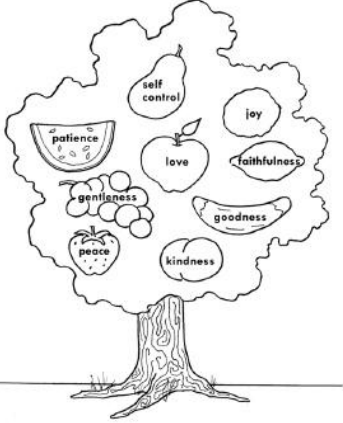
3 Your child must also have a **Confirmation Sponsor**. It is best if this sponsor is someone close enough to work with you and your child in these exercises.

Session 2: Confirmation in Restored Order Child Text Growing Up Catholic



At home this week
Work on this together at home as a way of continuing the process of preparing for the Sacrament of Confirmation

Help your child understand that, when we are truly allowing the Holy Spirit to fill us, we can see the fruits of that in our daily lives. Spend some time with each of the items below. Ask your child to color one of these every day but first, explain what each means to your child.



© PastoralPlanning.com 2008. All rights Reserved. 7

1 During the coming week, we would like you to introduce your child to the idea of the **“fruits of the Spirit.”** The key thought is this: you cannot see faith in a person. But you can see the outcome of having faith. They have the traits shown on the tree on this page.

2 Follow the instruction which is provided and spend time during the week with each of the fruits. Once again, the best and only way to teach about this is by **sharing about how you experience this** in your own life.

3 This would be an excellent time to **start bringing the Sponsor into the preparation process** by all sharing this together.

4 Also during this week, be sure your child has memorized these prayers. Pay special attention to the final **“Prayer to the Holy Spirit.”** Pray these together or invite the Sponsor to do so.

Session 2: Confirmation in Restored Order Child Text Growing Up Catholic



At home this week
Work on this together at home as a way of continuing the process of preparing for The Sacrament of Confirmation

Make sure your child knows the following prayers by heart this week. Help him or her rehearse these and pray them together at bedtime each night. Also here is a prayer they do not need to memorize but which makes a good night prayer for you to pray with them.

Sign of the Cross
In the name of the Father, and of the Son, and of the Holy Spirit. Amen.

Our Father
Our Father, who art in heaven, hallowed be thy name; thy kingdom come, thy will be done, on earth as it is in heaven. Give us this day our daily bread and forgive us our trespasses, as we forgive those who trespass against us and lead us not into temptation, but deliver us from evil. Amen.

Hail Mary
Hail Mary, full of grace, the Lord is with thee. Blessed art thou among women and blessed is the fruit of thy womb, Jesus. Holy Mary, mother of God, pray for us sinners now and at the hour of our death. Amen.

Glory Be
Glory be to the Father, and to the Son, and to the Holy Spirit. As it was in the beginning, is now, and ever shall be, world without end. Amen.

Prayer to the Holy Spirit
Breathe into me Holy Spirit, that all my thoughts may be holy. Move in me, Holy Spirit, that my work, too, may be holy. Attract my heart, Holy Spirit, that I may love only what is holy. Strengthen me, Holy Spirit, that I may defend all that is holy. Protect me, Holy Spirit, that I always may be holy. Amen.

© PastoralPlanning.com 2008. All rights Reserved. 8